SHAANXI INTERNATIONAL TRUST CO.,LTD.



○

2011 ANNUAL REPORT

2

4

5

7

8

14

20

21

33

33

38

46

47

1984 11 1992 1994
1 2001 2008
8
5.78 1994 11,460.8 1994
7 13,753.0 1997 12 17,454.8
1999 6 31,418.7 2006 7
35,841.3 2012 4
57,841.3

Shaanxi International Trust Co., Ltd.
SITC



	2011	2010	2009
			43,649,854.80

	2011	2010	2009
			0.67
			-21.39
			14.36

			0.00	

2011 **2010** **2009**

2011 **2010** **2009**

14.49

1
2
3

4

1. 3 2011 6 28

2.
3.

2011 12 31

1. 10

2011 40,910 39,567

10

44.34%	158,935,937	0	0
3.10%	11,124,101	0	0
1.51%	5,400,000	0	0
1.17%	4,200,000		

	10 10

2.

1. “ ”
2.
3. 2001 6 16
4. 62311022-2
5.
6. 428
7.

1.
2.

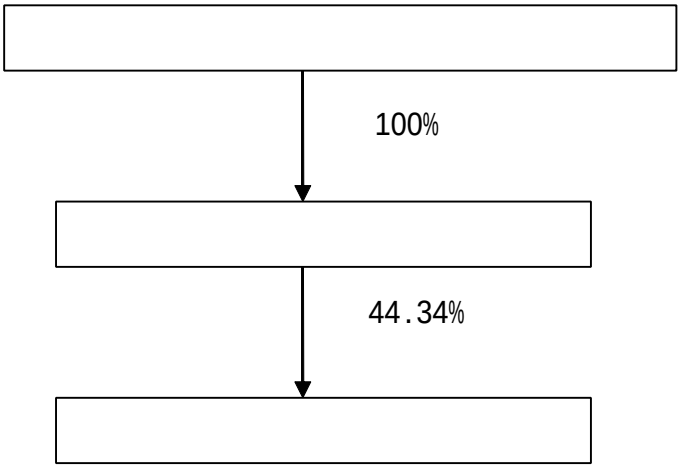

3.

10%

10% 10%

51	2009	07	27	2012	07	27	0	0	77.15
55	2009	07	27	2012	07	27	0	0	62.57
48	2009	07	27	2012	07	27	0	0	61.37

49 2009 07 27

			59	2009 07 27	19			
			46	2009 07 27	6	MBA		

5

1 2011 5 27

2 2011 5 27

	92
	141

“ ”

1.

2.

3.

4.

5.

6.

7.

1

2

3

“ ”

1.

9

2.

1 2010
2 2010
3
4
5
6

7
8
9 2011

3.

4.

5. 2011

2011

2011 12 30 1

2012 4 6

2 2011

ɳ 2011

2011 ¡ 5ǹ n

ǒ

2.

3.

4.

5.

6.

1.

2.

3.

4.

2012

1.

2.

3.

4.

1.

,

2011

2012

3 31

2.

2011

1

1

		9.

5 “ ”

90 “ ”

“ ” “ ” “ ”

1.

			%	%	%	

304,422,023.04 96,318,272.05 -15,382,017.15

2.

1

304,422,023.04

	789	2	787	39,350
	4,814	2,384	2,430	102

					6. 2010 7. 2010 8. 2011 9. 2011 2010 10. 2010 11. 2010 12. 2010 13. 2010 2010 2010 2010		
2		2011 2 20	2011 2 24				2011 2 25
3		2011 3 9	2011 3 11		1. 2. 2011 1		2011 3 12
4		2011 4 25	2011 4 29		2011		2011 4 30

5 2011 2011 1. 2011
5 5 5 28
23 27 2.

3. “ ”

6 2011 2011
7 7
7 11 11

					9. 10. 11. 12. 2011 2		
7		2011 8 19	2011 8 23		2011		2011 8 24
8		2011 10 13	2011 10 18		2011		2011 10 19
9		2011 11 21	2011 11 24				2011 11 25

1 1 2011 2011
7 11 8:30 2705
2 2011
2011 10 17 9:30 2705

2. 2701 2011 2701 2011 2701 2011 2701 2011 6 14 14:00 2705 [2012]51 2 2011 2011 9 19 14:30 2701

2012

2011

2011

2011

2011

2011

1 2010

2011 2 9 2010 2010

2010 358,413,026

10 0.50

10 0.45

2011 4 1 2011 4

6

“2010 ” 2011 3 29

www.cninfo.com.cn

2

2011 7 28 2011 2

“ ”

1

2

3

4

5

6

7

12

2012 3 15 3 16

[2012]316

[2012]317

2012 4 24

2011 7 12 7 23 7 29 10 18 2012 1 12 3 16 3 20 4 24

2011

164,707,193.85

5% 10%

57,841.30 10 0.6

			%	
2008	10,752,390.78	75,182,348.67	14.3	46,880,845.51
2009	17,920,651.30	54,845,614.33	32.7	46,618,772.18
2010	17,920,651.30	65,834,063.12	27.22	55,958,953.65
%	71.36%			

2010

2011

, ,

2011

2011 1 17 2705
2010 2010 2010
2010 2010 2010
2010
2011 2011

2010 2010
2010

2011 3 11 2705
2011 1

2011 4 29 2011

2011 7 11 2705

<
>

2011 8 29 2011

2011 10 18 2011
2011
3 9 22 1
4

2011

7.

1 2011 4 18
10

2.2011 7 4

2.

3.
4.
5.
6.

1.

2.
2012

3.
4. “ ”
5

“ ”

,
“ ”

1

2011

1.
2.
3.
4. 5.
6.
1.

2.

1

1

2

3

4

5

6

2

1

2

3

4

5

3

1

2

3

4

4

“

”

[2011]9 5 27
80% 8 4
[2011] 105294 ,
8 17

5,571.38
2011 3 11 3
28 2011 1
3 12

2.
100%

[2011]20
112.47 100%

587.26 100% 2011 7 15
7 21

8 24
488.73

2011 12 31 10

“ ” “ ”

2006 6 12

439,995,243.46
239,976,258.19

2006 6 17 29

2011 12 31 239,976,258.19

136,368,773.12 9,533,901.44
126,834,871.68 12,650

“ ”

“ ” “ ”
5%

		“ ” “ ”	

5%

40

19

[2010]169

2012 2 2012

2011 6 21 —6 23 11 15 —11 16

2 15

2011 12 26

2012 1 8

2012 1 13

2011

5

2011

2011 62

1 —— ق̃ ح ح ع ك

	——2011 1 [2011-15] ——2011			
9	—— [2011-16]	3.30		
10	——2011 [2011-17]	4.13		
11	—— [2011-18]	4.29		
12	——2011 ——2011 [2011-19]	4.30		
13	—— —— [2011-20]	5.28		
14	—— [2011-21]	5.31		
15	—— [2011-22]	6.28		
16	—— [2011-23]	7.5		
17	—— ——2011 —— —— —— —— 2011 2 [2011-24] —— —— [2011-25] —— [2011-26] —— [2011-27]	7.12		
18	—— 2011 2 [2011-25] —— [2011-30]	7.23		
19	——2011 2 [2011-28] ——2011	7.29		
20	—— [2011-29]	8.5		
21	—— [2011-31]	8.18		
22	——2011 ——2011 [2011-32] ——	8.24		
23	—— [2011-33]	10.18		
24	——2011 ——2011 [2011-34]	10.19		
25	—— —— [2011-36]	11.25		

1.

		(%)			(%)
	5,048,429.63	**100**		**5,048,429.63**	**100**

2.

				%

“ - ”

“ - ”

“ - ”

“ - ”

:

:

“ - ”

£ 9ù î ê k19.2(L)19.2(q 1 0 0 1 2176 3

2011

“ _ ”			
“ _ ”			
“ _ ”			
“ _ ”			
:			
:			
“ _ ”			
“ _ ”			

:

“ - ”

1
2
3

:

“ - ”

:

:

2011 12 31

	388,126,449.23	**94,288,719.77**

	30,001,682.23	**39,407,134.22**

	244,362,255.38		**244,362,255.38**	
	244,362,255.38		**244,362,255.38**	
	131,308,146.05	**15,808,146.05**	**34,448,276.52**	**19,448,276.52**
	131,308,146.05	**15,808,146.05**	**34,448,276.52**	**19,448,276.52**

	131,308,146.05	**34,448,276.52**

		/	15,808,146.05	/	19,448,276.52
		83,358,669.04		142,736,839.21
	356,620,000.00	356,620,000.00	216,010,000.00	216,010,000.00

356,620,000.00

4 48,224,970.53 48,224,970.53

/

		44,724,245.35	**14,299,152.21**	**4,947,796.90**	**54,075,600.66**
1		**1,762,800.00**	**/**	**/**	**1,762,800.00**
2		**318,973.66**	**176,280.00**	**/**	**495,253.66**
3		**/**	**/**	**/**	**/**

30,122,743.47 **56,386,949.63** **54,164,528.43** **32,345,164.67**

39,525,697.77 **39,041,805.21**

56,235,985.08 **68,141,976.48**

	304,422,023.04	**220,169,096.67**

	10,116.31	**878,838.65**
	48,135,894.61	**23,842,973.65**

212,300,000.00

	99,000,000.00	**121,000,000.00**

	100,023,858.70	**75,820,463.89**

2011 10 17

[2011]426

358,413,026 578,413,026 1

200,000,000 34.58%

20,000,000 3.46%

22,000

2012 4 11 1.00

9.65 2,105,130,000.00 2012 4 11

[2012]001

578,413,026.00 2012 4 12

[2012]002

2012 4 24

2012 4 26 2011

10% 5%

o

Ա Խ ո ՝ Շ

2011

2011 12 31

: :

:

2011

“ - ”)

“ - ”)

		(%)			**(%)**
	5,048,429.63	**100**		**5,048,429.63**	**100**

			%

	155	**4,168,221.62**

	)	( )

TOT)

( )	( )	( )

2006 2 15 ——

1 —— 38 ——

	%

o